



TTI  
SUCCESS  
INSIGHTS®

# Team Building

**Samantha Sample**

VP of Samples

TTI

08.19.2021

# Table of Contents



Introduction .....	3
Basic Characteristics .....	4
Work Characteristics .....	6
Value to the Team .....	7
Value to the Organization .....	8
Checklist for Communicating .....	9
Checklist for Communicating - <i>Continued</i> .....	10
Communication Tips .....	11
Team Effectiveness Factors .....	12
Perceptions - <i>See Yourself as Others See You</i> .....	13
Descriptors .....	14
Action Plan .....	15
Style Insights® Graphs .....	17
Behavioral Continuum .....	18
The Success Insights® Wheel .....	19

# Introduction



**Behavioral research suggests that the most effective people are those who understand themselves, both their strengths and weaknesses, so they can develop strategies to meet the demands of their environment.**

A person's behavior is a necessary and integral part of who they are. In other words, much of our behavior comes from "nature" (inherent), and much comes from "nurture" (our upbringing). It is the universal language of "how we act," or our observable human behavior.

**In this report we are measuring four dimensions of normal behavior. They are:**

- How you respond to problems and challenges.
- How you influence others to your point of view.
- How you respond to the pace of the environment.
- How you respond to rules and procedures set by others.

This report analyzes behavioral style; that is, a person's manner of doing things. Is the report 100% true? Yes, no and maybe. We are only measuring behavior. We only report statements from areas of behavior in which tendencies are shown. To improve accuracy, feel free to make notes or edit the report regarding any statement from the report that may or may not apply, but only after checking with friends or colleagues to see if they agree.

*"All people exhibit all four behavioral factors in varying degrees of intensity."*

–W.M. Marston

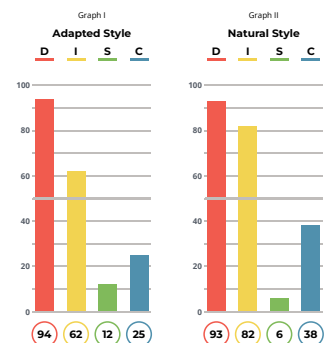
# Basic Characteristics



*Based on Samantha's responses, the report has generated general behavioral statements to provide information on her natural behavior. That is, if left on her own, HOW SHE WOULD CHOOSE TO DO THE JOB. Use this information to gain a better understanding of Samantha's natural behavior.*

Samantha embraces visions not always seen by others. Samantha's creative mind allows her to see the "big picture." She is goal-oriented and driven by results. She is the team member who will try to keep the others on task. Most people see her as a high risk-taker. Her view is, "nothing ventured, nothing gained." She prefers an environment with variety and change. She is at her best when many projects are underway at once. Samantha is extremely results-oriented, with a sense of urgency to complete projects quickly. She is deadline conscious and becomes irritated if deadlines are delayed or missed. Many people see her as a self-starter dedicated to achieving results. She needs to learn to relax and pace herself. She may expend too much energy trying to control herself and others. Samantha seeks her own solutions to problems. In this way, her independent nature comes into play. She is a goal-oriented individual who believes in harnessing people to achieve goals. She needs people with other strengths on her team.

Samantha will work long hours until a tough problem is solved. After it is solved, Samantha may become bored with any routine work that follows. She likes to make decisions quickly. She is a good problem solver and troubleshooter, always seeking new ways to solve old problems. She prefers authority equal to her responsibility. Samantha is decisive and prefers to work for a decisive manager. She can experience stress if her manager does not possess similar traits. She should realize that at times she needs to think a project through, beginning to end, before starting the project. Sometimes she may be so opinionated about a particular problem that she has difficulty letting others participate in the process.



## Samantha Sample

# Basic Characteristics

## Continued



Samantha tends to be intolerant of people who seem ambiguous or think too slowly. She challenges people who volunteer their opinions. Her creative and active mind may hinder her ability to communicate to others effectively. She may present the information in a form that cannot be easily understood by some people. She may sometimes mask her feelings in friendly terms. If pressured, Samantha's true feelings may emerge. Samantha may lack the patience to listen and communicate with slower acting people. She should exhibit more patience and ask questions to make sure that others have understood what she has said. She may lose interest in what others are saying if they ramble or don't speak to the point. Her active mind is already moving ahead.



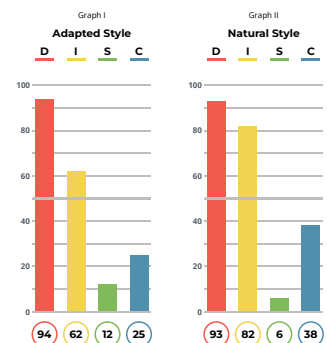
### Samantha Sample

# Work Characteristics



*Samantha sees her present work environment requiring her to exhibit the behavior listed on this page. If the following statements DO NOT sound job related, explore the reasons why she is adapting this behavior.*

- ✓ Anticipating and solving problems.
- ✓ Quickly responding to crisis and change with a strong desire for immediate results.
- ✓ A competitive environment combined with a high degree of people skills.
- ✓ Exhibiting an active and creative sense of humor.
- ✓ Meeting deadlines.
- ✓ A good support team to handle paperwork.
- ✓ Handling a variety of activities.
- ✓ Working without close supervision.
- ✓ Dealing with a wide variety of work activities.
- ✓ Persistence in job completion.
- ✓ Moving quickly from one activity to another.



**Samantha Sample**

# Value To The Team



This section of the report identifies Samantha's value to the team. Discuss this list and identify those values most important to the team.

- ✓ Change agent—looks for faster and better ways.
- ✓ Few dull moments.
- ✓ Ability to handle many activities.
- ✓ Challenges the status quo.
- ✓ Will join organizations to represent the company.
- ✓ Forward-looking and future-oriented.
- ✓ Sense of urgency.



# Value To The Organization



*This section identifies the behavior Samantha brings to the organization. Use these statements to capitalize on Samantha's value to the team and organization.*

- ✓ Usually makes decisions with the bottom line in mind.
- ✓ Few dull moments.
- ✓ Initiates activity.
- ✓ Forward-looking and future-oriented.
- ✓ Challenges the status quo.
- ✓ Spontaneity.



**Samantha Sample**



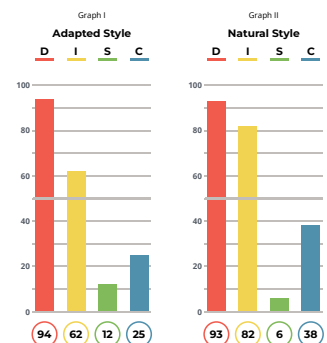
# Checklist For Communicating



Most people are aware of and sensitive to the ways with which they prefer to be communicated. Many people find this section to be extremely accurate and important for enhanced interpersonal communication. This page provides other people with a list of things to DO when communicating with Samantha. Read each statement and identify the 3 or 4 statements which are most important to her. We recommend highlighting the most important "DO's" and provide a listing to those who communicate with Samantha most frequently.

## Ways to Communicate

- ✓ Be specific and leave nothing to chance.
- ✓ Come prepared with all requirements, objectives and support material in a well-organized "package."
- ✓ Provide systems to follow.
- ✓ Use her jargon.
- ✓ Provide time for fun and relaxing.
- ✓ Provide facts and figures about probability of success or effectiveness of options.
- ✓ Ask specific (preferably "what?") questions.
- ✓ Provide questions, alternatives and choices for making her own decisions.
- ✓ Support the results, not the person, if you agree.
- ✓ Put projects in writing with deadlines.
- ✓ Motivate and persuade by referring to objectives and results.
- ✓ Understand her sporadic listening skills.
- ✓ Be isolated from interruptions.



# Checklist For Communicating

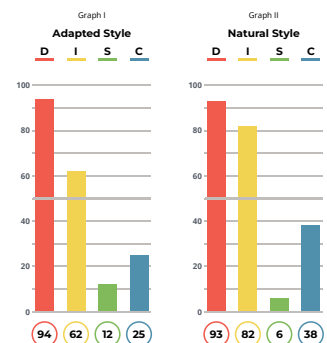
## Continued



*This section of the report is a list of things NOT to do while communicating with Samantha. Review each statement with Samantha and identify those methods of communication that result in frustration or reduced performance. By sharing this information, both parties can negotiate a communication system that is mutually agreeable.*

### Ways NOT to Communicate

- ⊘ Let her change the topic until you are finished.
- ⊘ Dictate to her.
- ⊘ Forget or lose things, be disorganized or messy, confuse or distract her mind from business.
- ⊘ Use a paternalistic approach.
- ⊘ Assume she heard what you said.
- ⊘ Ramble on, or waste her time.
- ⊘ Ask rhetorical questions or useless ones.
- ⊘ Be redundant.
- ⊘ Try to convince by "personal" means.
- ⊘ Try to build personal relationships.
- ⊘ Let disagreement reflect on her personally.
- ⊘ Forget to follow-up.



# Communication Tips



*This section provides suggestions for methods which will improve Samantha's communications with others. The tips include a brief description of typical people with whom she may interact. By adapting to the communication style desired by other people, Samantha will become more effective in her communications with them. She may have to practice some flexibility in varying her communication style with others who may be different from herself. This flexibility and the ability to interpret the needs of others is the mark of a superior communicator.*

## Compliance

*When communicating with a person who is dependent, neat, conservative, perfectionist, careful and compliant:*

- ✓ Prepare your "case" in advance.
- ✓ Stick to business.
- ✓ Be accurate and realistic.
- ✗ Being giddy, casual, informal, loud.
- ✗ Pushing too hard or being unrealistic with deadlines.
- ✗ Being disorganized or messy.

## Dominance

*When communicating with a person who is ambitious, forceful, decisive, strong-willed, independent and goal-oriented:*

- ✓ Be clear, specific, brief and to the point.
- ✓ Stick to business.
- ✓ Be prepared with support material in a well-organized "package."
- ✗ Talking about things that are not relevant to the issue.
- ✗ Leaving loopholes or cloudy issues.
- ✗ Appearing disorganized.

## Steadiness

*When communicating with a person who is patient, predictable, reliable, steady, relaxed and modest:*

- ✓ Begin with a personal comment—break the ice.
- ✓ Present your case softly, non-threateningly.
- ✓ Ask "how?" questions to draw their opinions.
- ✗ Rushing headlong into business.
- ✗ Being domineering or demanding.
- ✗ Forcing them to respond quickly to your objectives.

## Influence

*When communicating with a person who is magnetic, enthusiastic, friendly, demonstrative and political:*

- ✓ Provide a warm and friendly environment.
- ✓ Don't deal with a lot of details (put them in writing).
- ✓ Ask "feeling" questions to draw their opinions or comments.
- ✗ Being curt, cold or tight-lipped.
- ✗ Controlling the conversation.
- ✗ Driving on facts and figures, alternatives, abstractions.

# Team Effectiveness Factors



*Samantha's behavioral work style may or may not be compatible with other team members. Each team member brings their own strengths and weaknesses. This section of the report allows her strengths and weaknesses to be analyzed. Read and share these statements with other team members. Remember, a strength can turn into a weakness if overextended.*

- STRENGTH - Believes in getting results through people. POTENTIAL WEAKNESS - None.
- STRENGTH - Straightforward communicator. POTENTIAL WEAKNESS - May make remarks that are untimely or untactful.
- STRENGTH - Seeks challenges and problems to solve. POTENTIAL WEAKNESS - Takes on too many and may forget priorities.
- STRENGTH - Result- and goal-oriented. POTENTIAL WEAKNESS - May overstep authority to achieve goals.
- STRENGTH - Strong ego. POTENTIAL WEAKNESS - Possibility of offending others if "overdone."
- STRENGTH - Sense of urgency to get things completed. POTENTIAL WEAKNESS - Push and pull rather than lead and motivate.
- STRENGTH - Seeks responsibility. POTENTIAL WEAKNESS - Overuses position of power and authority.
- STRENGTH - Sets high standard for self and others. POTENTIAL WEAKNESS - Standards may be so high they are impossible to achieve.



**Samantha Sample**

# Perceptions



## See Yourself As Others See You

A person's behavior and feelings may be quickly telegraphed to others. This section provides additional information on Samantha's self-perception and how, under certain conditions, others may perceive her behavior. Understanding this section will empower Samantha to project the image that will allow her to control the situation.



### Samantha usually sees herself as being:

- ✓ Pioneering
- ✓ Assertive
- ✓ Competitive
- ✓ Confident
- ✓ Positive
- ✓ Winner



### Under moderate pressure, tension, stress or fatigue, others may see her as being:

- ✓ Demanding
- ✓ Nervy
- ✓ Egotistical
- ✓ Aggressive



### Under extreme pressure, stress or fatigue, others may see her as being:

- ✓ Abrasive
- ✓ Controlling
- ✓ Arbitrary
- ✓ Opinionated

# Descriptors



Based on Samantha's responses, the report has marked those words that describe her personal behavior. They describe how she solves problems and meets challenges, influences people, responds to the pace of the environment and how she responds to rules and procedures set by others.

Driving	Inspiring	Relaxed	Cautious
Ambitious	Magnetic	Passive	Careful
Pioneering	Enthusiastic	Patient	Exacting
Strong-Willed	Persuasive	Possessive	Systematic
Determined	Convincing	Predictable	Accurate
Competitive	Poised	Consistent	Open-Minded
Decisive	Optimistic	Steady	Balanced Judgment
Venturesome	Trusting	Stable	Diplomatic
<b>Dominance</b>	<b>Influence</b>	<b>Steadiness</b>	<b>Compliance</b>
Calculating	Reflective	Mobile	Firm
Cooperative	Factual	Active	Independent
Hesitant	Calculating	Restless	Self-Willed
Cautious	Skeptical	Impatient	Obstinate
Agreeable	Logical	Pressure-Oriented	Unsystematic
Modest	Suspicious	Eager	Uninhibited
Peaceful	Matter-of-Fact	Flexible	Arbitrary
Unobtrusive	Incisive	Impulsive	Unbending

# Action Plan

## Professional Development



1. I learned the following behaviors contribute positively to increasing my professional effectiveness: (list 1-3)

---

---

---

2. My report uncovered the following behaviors I need to modify or adjust to make me more effective in my career: (list 1-3)

---

---

---

3. When I make changes to these behaviors, they will have the following impact on my career:

---

---

---

4. I will make the following changes to my behavior, and I will implement them by \_\_\_\_\_:

---

---

---

# Action Plan

## Personal Development



1. When reviewing my report for personal development, I learned the following key behaviors contribute to reaching my goals and the quality of life I desire: (list 1-3)

---

---

---

2. The following behaviors were revealed, which show room for improvement to enhance the quality of my life: (list 1-3)

---

---

---

3. When I make changes to these behaviors, I will experience the following benefits in my quality of life:

---

---

---

4. I will make the following changes to my behavior, and I will implement them by \_\_\_\_\_:

---

---

---



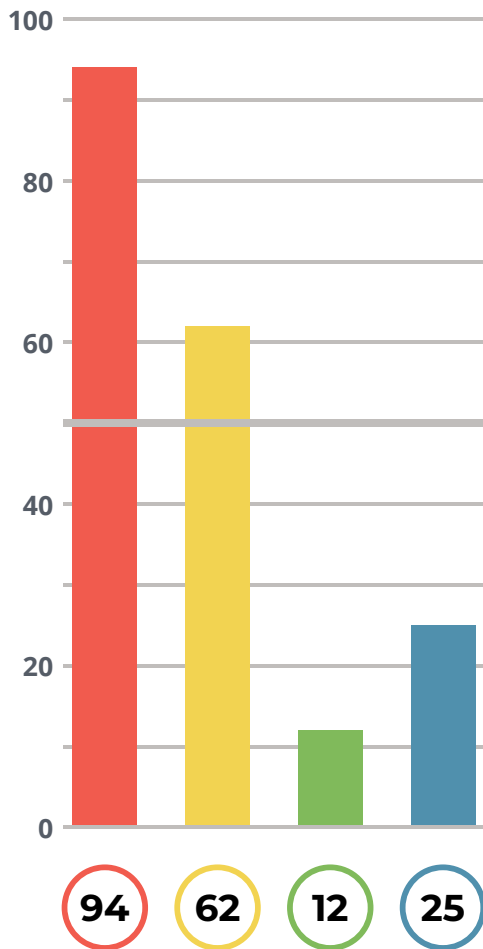
# Style Insights® Graphs



Graph I

## Adapted Style

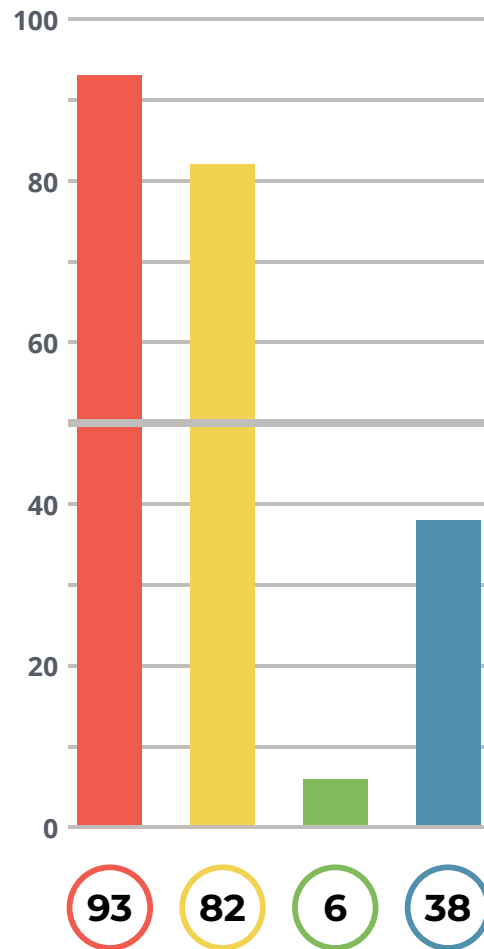
**D**   **I**   **S**   **C**



Graph II

## Natural Style

**D**   **I**   **S**   **C**



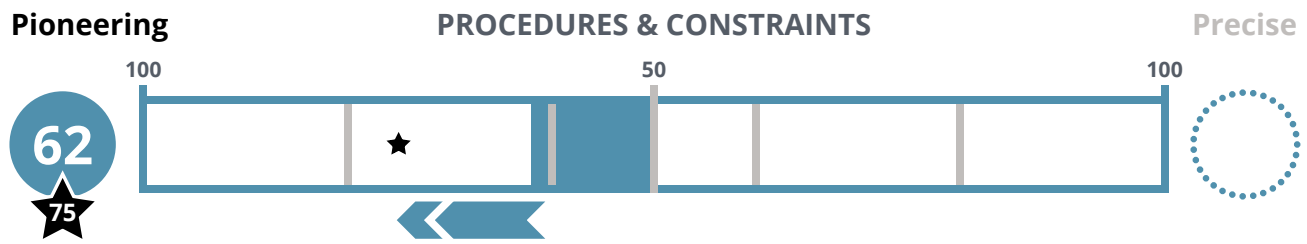
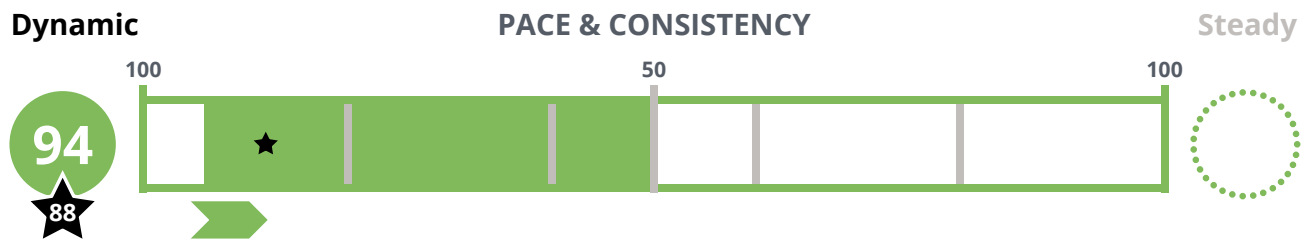
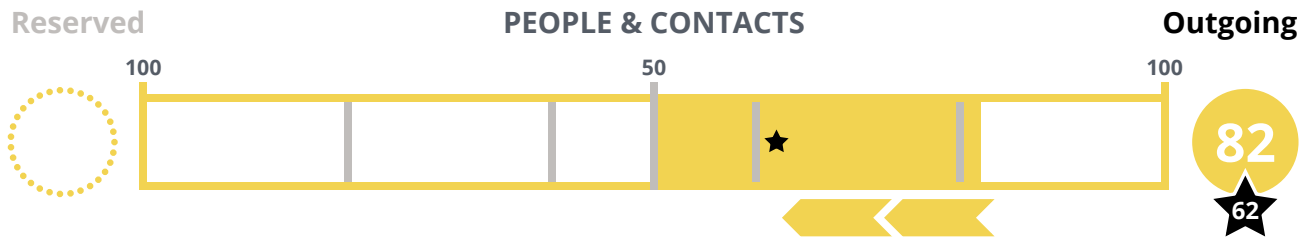
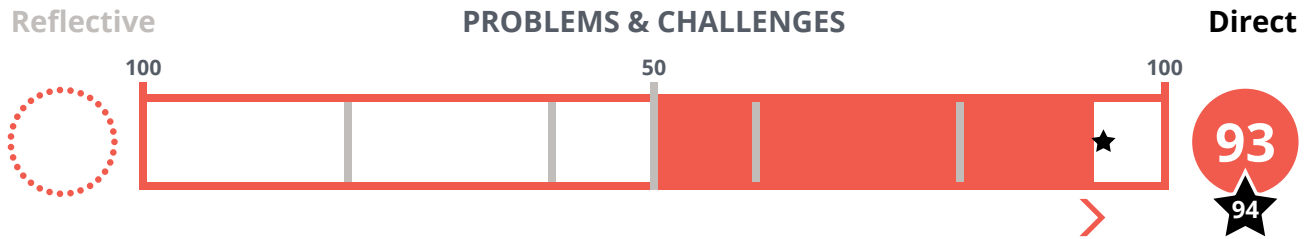
Norm 2021 R4  
8-19-2021  
T: 7:12

**Samantha Sample**

# Behavioral Continuum



Everyone has a varying level of the four main behavioral factors that create their own, personal style. Each side of those factors lives on a continuum, and the combination influences individuals' level of engagement in different situations. The graph below is a visual representation of where Samantha falls within each continuum.



★ Adapted Position  
 ◀ Adapted Movement

**Norm 2021 R4**  
 8-19-2021  
 T: 7:12

**Samantha Sample**

# The Success Insights® Wheel



The Success Insights® Wheel is a powerful tool popularized in Europe. In addition to the text you have received about your behavioral style, the Wheel adds a visual representation that allows you to:

- View your natural behavioral style (circle).
- View your adapted behavioral style (star).
- Note the degree you are adapting your behavior.

Notice on the next page that your Natural style (circle) and your Adapted style (star) are plotted on the Wheel. If they are plotted in different boxes, then you are adapting your behavior. The further the two plotting points are from each other, the more you are adapting your behavior.

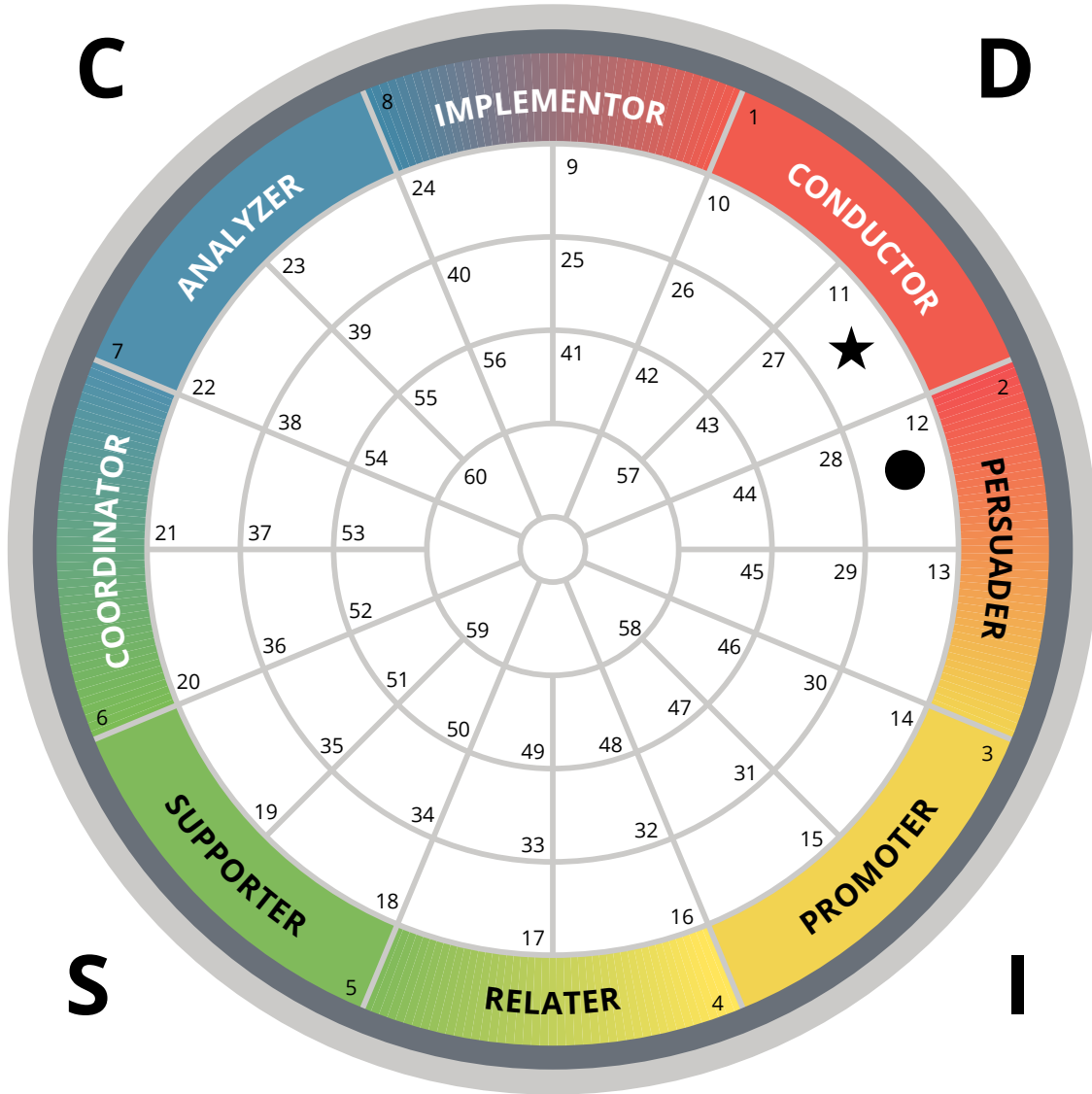
If you are part of a group or team who also took the behavioral assessment, it would be advantageous to get together, using each person's Wheel, and make a master Wheel that contains each person's Natural and Adapted style. This allows you to quickly see where conflict can occur. You will also be able to identify where communication, understanding and appreciation can be increased.

# The Success Insights® Wheel



Samantha Sample

TTI  
8-19-2021



Adapted: ★ (11) PERSUADING CONDUCTOR  
 Natural: ● (12) CONDUCTING PERSUADER  
 Norm 2021 R4

T: 7:12